


Control Devices  
 Five Channel Switched Filter Assembly, C-Band  
 Model: SWF002



**Features:**

- Ultra Miniature, Low Profile Design
- Less Than 10 dB Pass Band Insertion Loss
- 60 dB Typical Stop Band Rejection at  $\pm 500$  MHz
- Fast Switching Speed - Less Than 100 nSec.
- Hermetically Sealed, Laser Welded
- Full Military Temperature Range
- MTBF Better Than 350,000 Hours



**Electrical Specifications**

Frequency:	C-Band
Pass Band Frequencies:	Every 500 MHz
Pass Band Insertion Loss:	6-10 dB
Pass Band VSWR:	1.8:1, max
Stop Band Rejection:	60 dB <sub>r</sub> at $\pm 500$ MHz
Broad Band Rejection:	50 dB <sub>r</sub> to 10.5 GHz
Group Delay:	10 nSec, max
Switching Speed:	100 nSec, max
Control:	TTL Compatible
RF Power (operating):	+15 dBm, max
DC Power:	$\pm 5$ VDC @ +80/-30 mA

**Mechanical Specifications**

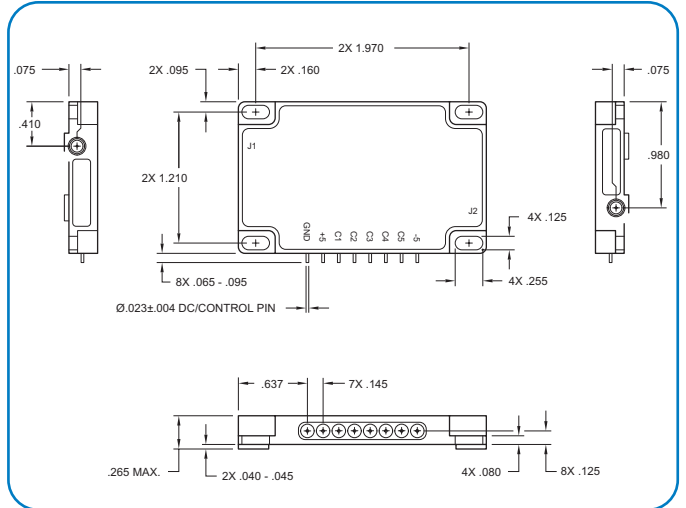
Size:	2.29" x 1.40" x 0.265"
Weight:	0.8 oz. max.
RF Connectors:	Hermetic SMP (full detent)
DC Connectors:	EMI Filtered Solder Pins

**Environmental Specifications**

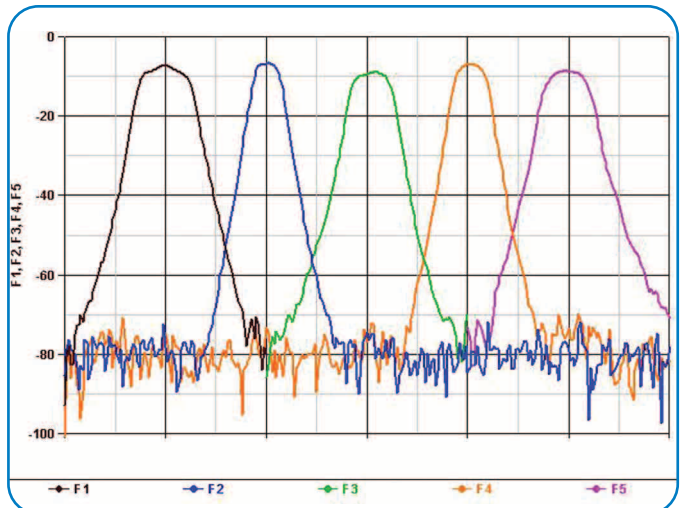
Operating Temperature:	-54 to +85 °C
Environment:	Airborne

**Quality Assurance Provisions**

Class H Hybrid equivalent



Measured Filter Characteristics for Five Channel Switch Filter



Specifications subject to change without notice.

