

Features:

- Small SMT and Connectorized Packages
- Standard Models Accept Input Frequencies Between 100 and 1000 MHz
- Internal SRD Bias Circuits
- Custom Designs Available

Electrical Specifications

Input Drive Power (max): 1 watt (passive)
 0.2 watt (active)
 Input VSWR: 2:1, max
 Output Power: See Figures /Tables

Environmental Specifications

Standard Operating Temperature (Baseplate): - 54 to + 85 °C guaranteed
 + 105 °C, max

Mechanical Specifications

Drop-In or Coaxial: See Packages

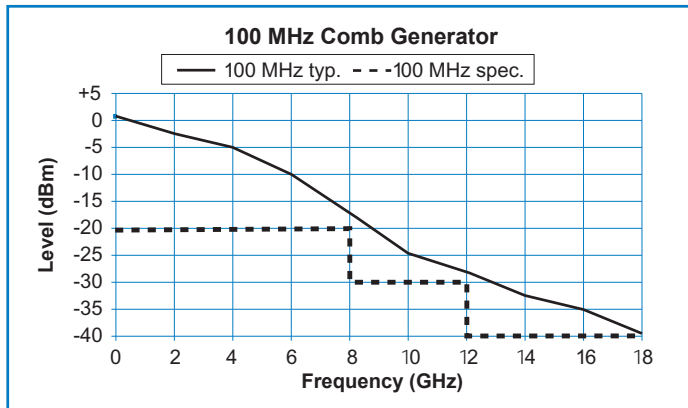


Figure 1

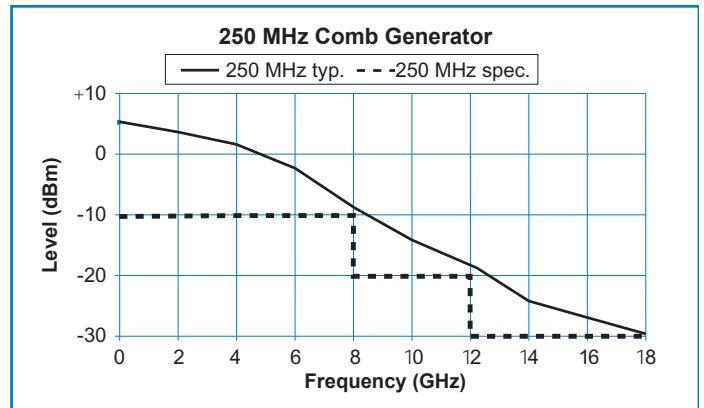


Figure 2

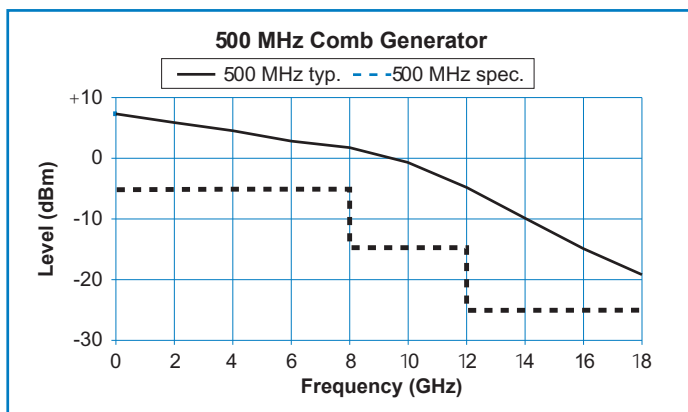


Figure 3

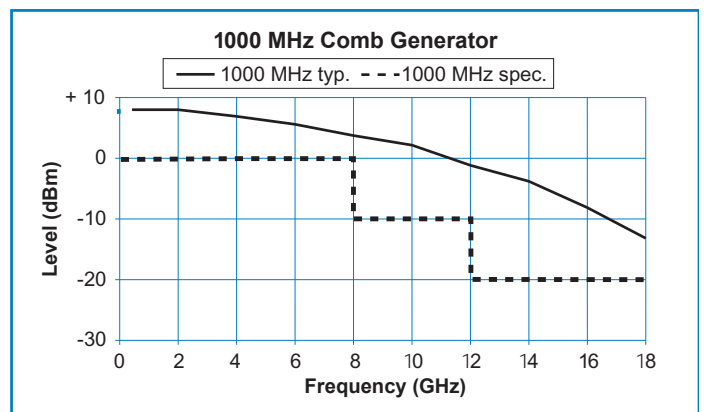


Figure 4

Specifications subject to change without notice.

TABLE I – PASSIVE MODELS

Model Number for Drop-In Models (Package A)	20-000-9000-000	20-000-9001-000	20-000-9002-000	20-000-9003-000
Model Number for Coaxial Models (Package B)	20-000-9010-000	20-000-9011-000	20-000-9012-000	20-000-9013-000
Input Frequency (MHz)	100	250	500	1000
Input Power at + 25 °C (dBm, minimum)	+ 27	+ 27	+ 27	+ 27
Output Power (dBm, minimum)	See Figure 1	See Figure 2	See Figure 3	See Figure 4
Up to 4 GHz	- 20	- 10	- 5	0
4 to 8 GHz	- 20	- 10	- 5	0
8 - 12 GHz	- 30	- 20	- 15	- 10
12 - 18 GHz	- 40	- 30	- 25	- 20
Power Variation / Temperature (dB, typical)	± 2	± 2	± 2	± 2
Thermal J-C (°C / watt)	70	70	70	70

Note: Minimum drive level required to obtain output is + 24 dBm. However, specifications are not guaranteed at this level.

TABLE II – LOW PHASE NOISE, LOW POWER ACTIVE MODELS (WITH DRIVER AMPLIFIERS)

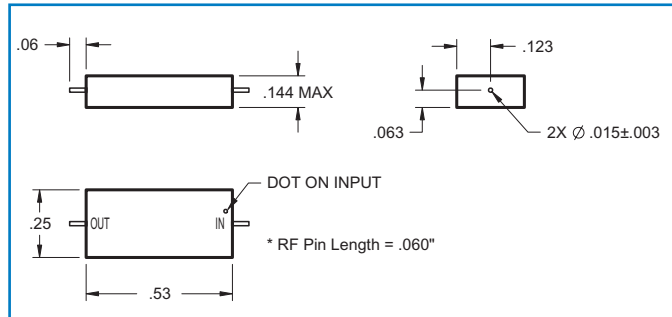
Model Number for Drop-In Models (Package C)	20-000-9100-000	20-000-9101-000	20-000-9102-000	20-000-9103-000
Model Number for Coaxial Models (Package D)	20-000-9110-000	20-000-9111-000	20-000-9112-000	20-000-9113-000
Input Frequency (MHz)	100	250	500	1000
Input Power at 25 °C (dBm, minimum)	+ 7	+ 7	+ 12	+ 17
Output Power (dBm, minimum)	See Figure 1	See Figure 2	See Figure 3	See Figure 4
Up to 4 GHz	- 20	- 10	- 5	0
4 - 8 GHz	- 20	- 10	- 5	0
8 - 12 GHz	- 30	- 20	- 15	- 10
12 - 18 GHz	- 40	- 30	- 25	- 20
Power Variation / Temperature (dB, typical)	± 2.5	± 2.5	± 2.5	± 2.5
DC Current, Typical (mA) for V = + 9 V ± 3 %	120	120	120	120
Thermal J-C (°C / watt)	90	90	90	90

Note: The input power level may be 2 dB lower than indicated above; however the output power level is not guaranteed at the reduced drive level.

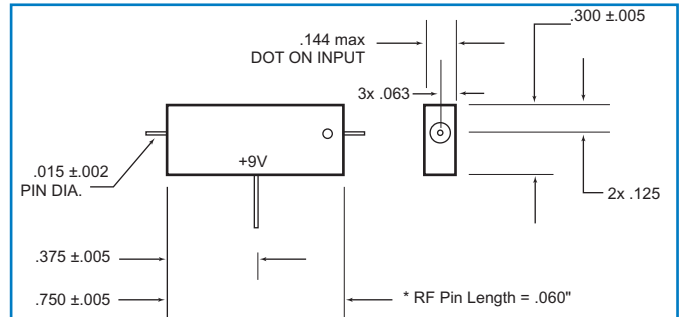
Ordering Information: Specify the required model number.

Specifications subject to change without notice.

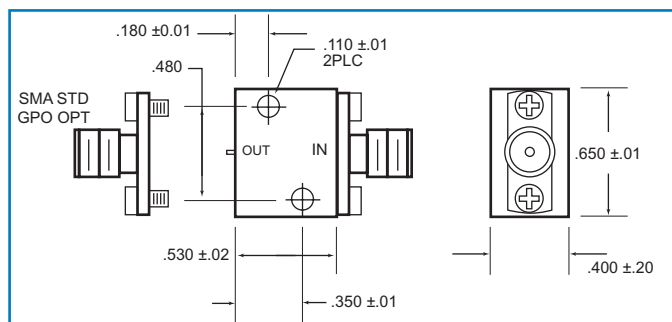
Comb Generators
 Catalog, Passive & Active, 100, 250, 500, 1000 MHz
 Model: COM 20-000 Series



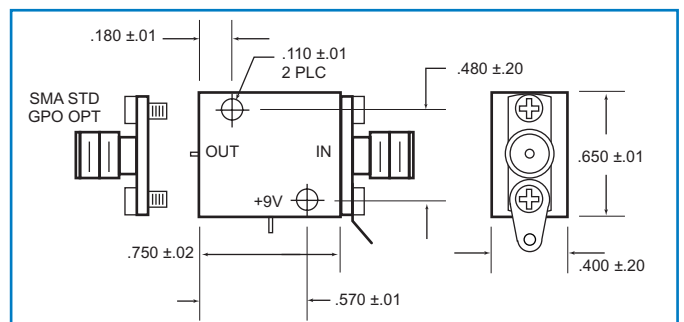
Package A



Package C



Package B



Package D

Specifications subject to change without notice.